

Willow Creek Mission Statement

Together we create a lifelong foundation for all students to thrive in a global society. As a diverse learning community, we challenge our students to grow academically, socially, emotionally, and physically.



Vision

- To value a collaborative community
- To foster a welcoming and inclusive school culture
- To approach decisions based on the needs of students
- To teach thoughtfully in innovative and engaging ways
- To commit to being present
- To choose a positive attitude and have fun
- To nurture kind and caring relationships
- To embrace growth based on current research-based practices
- To incorporate 21st century skills and creativity
- To model and teach a growth mindset for lifelong learning

Core Values


- Relationships
- Growth Mindset
- Whole Well-being
- Equity
- Engagement

Chair: Julia Apte
DAC Updates
PTO Updates



Welcome Trevor Van Luit

- Safety Updates
- Standard Response Protocols
- Officer Nardi and Riley
- Questions



IN AN EMERGENCY TAKE ACTION



HOLD! In your room or area. Clear the halls.

STUDENTS

Clear the hallways and remain in room or area until the "All Clear" is announced
Do business as usual

ADULTS

Close and lock the door
Account for students and adults
Do business as usual



SECURE!

Get inside. Lock outside doors.

STUDENTS

Return to inside of building
Do business as usual

ADULTS

Bring everyone indoors
Lock outside doors
Increase situational awareness
Account for students and adults
Do business as usual



LOCKDOWN! Locks, lights, out of sight.

STUDENTS

Move away from sight
Maintain silence
Do not open the door

ADULTS

Recover students from hallway if possible
Lock the classroom door
Turn out the lights
Move away from sight
Maintain silence
Do not open the door
Prepare to evade or defend



EVACUATE! (A location may be specified)

STUDENTS

Leave stuff behind if required to
If possible, bring your phone
Follow instructions

ADULTS

Lead students to Evacuation location
Account for students and adults
Notify if missing, extra or injured students
or adults



SHELTER! Hazard and safety strategy.

STUDENTS

Use appropriate safety strategy
for the hazard

Hazard

Tornado

Hazmat

Earthquake

Tsunami

Safety Strategy

Evacuate to shelter area

Seal the room

Drop, cover and hold

Get to high ground

ADULTS

Lead safety strategy

Account for students and adults

Notify if missing, extra or injured students
or adults



© Copyright 2009-2020, All Rights Reserved. The "I Love U Guys" Foundation. Conifer, CO. The Standard Response Protocol and Logo are Trademarks of The "I Love U Guys" Foundation and may be registered in certain jurisdictions. This material may be duplicated for distribution per "SRP Terms of Use". SRP TxSSC 2021 Poster_EN | V 4.0 | Revised: 07/14/2020 | <http://iloveuguyss.org>



Grade	May 2021	August 2021	May 2022	August BOY
Kinder	57	73	74	66
1st Staffing update	68	77	81	74
2nd	88	81	82	91
3rd	69	94	94	84
4th	84	73	74	103
5th	82	87	87	75
Totals	448	485	492	493


Projection is 523 in 2021-2022 school year

Projection in 489 for 2022-2023 school year

Current enrollment. Importance of October Count. Largest portion of CCSD Funding.

Non Resident Enrollment for 2022-2023 is 59 students (which is 12% of the 493 total enrollment for 2022-2023)

Intra District and School of Choice students is 54 students (which is 11% of the 493 total enrollment for 2022-2023)



21-22 CMAA

Display:

District Overall ▼

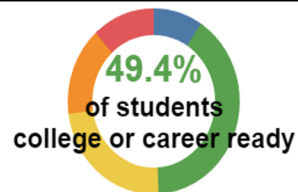
School: *(Only when Display=School)*

--- Select a School --- ▼

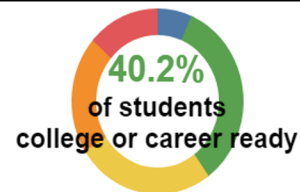
School Year:

2021-22 ▼

ENGLISH LANGUAGE ARTS



MATH



Display:

School Overall ▼

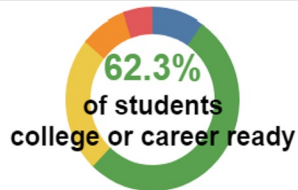
School: *(Only when Display=School)*

Willow Creek ES ▼

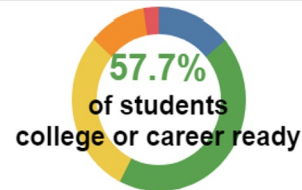
School Year:

2021-22 ▼

ENGLISH LANGUAGE ARTS



MATH



Final 2019 School Performance Framework

9624: Willow Creek Elementary School | 0130: Cherry Creek 5

Levels: E - (1-Year)

Plan Type

Official Rating based on 1-Year SPF Report

Performance Plan: Meets 95% Participation

79.0/100

John Irwin Award

The official plan type is based on either the 1-year or multi-year framework as indicated in the right hand corner of the black title bar above. Schools are assigned a plan type based on the overall percent of points earned on the official framework. The overall percent of framework points represents the percentage of points earned across all performance indicators. The official percent of points earned is matched to the scoring guide to determine the plan type. Failing to meet the accountability participation rate of 95% on two or more assessments will reduce the overall plan type by one level. Refer to the scoring guide at the end of ..

Indicator Rating Totals

79.0%

Performance

Improvement

Priority Imp

Turnaround

School plan types are based on the total percentage of

2022 Preliminary Transitional Performance Framework

9624: Willow Creek Elementary School | 0130: Cherry Creek 5

Grade Levels: E - (1 Year)

Plan Type

Official Rating based on 1-Year SPF Report

Performance Plan: Low Participation

86.2/100
Points Earned

86.2%

Performance

Improvement

Priority Imp

Turnaround

See the final page of this report for a discussion of unique contextual factors that may impact the 2022 transitional performance framework results.

The performance framework evaluates district and school performance on Academic Achievement, Academic Growth, and Postsecondary & Workforce Readiness indicators. The percentage of points earned across all indicators determines the final accreditation rating for a district or the final plan type for a school, which is displayed above. The cut points for final ratings established by the State Board of Education are shown at the right of this page. Failure to meet test participation, safety, and finance assurances may result in a rating being lowered by one level. Refer to the scoring guide near the end of this report for more details on how ratings are determined.

School plan types are based on the total percentage of points earned.

Indicator Rating Totals

Performance Indicator	Percent of Points Earned	Points Earned/ Eligible	Rating
Academic Achievement	95.5%	38.2/40	Exceeds
Academic Growth	80.0%	48.0/60	Meets

Performance Plan:
53.0% - 100%

Test Participation Rates*

Turnaround Plan:

0.0% - 33.9%

Subject	Total Records	Valid Scores	Participation Rate	Parent Excusals	Accountability Participation	Rating
					Rate	
English Language Arts	260	234	90.0%	26	100.0%	Meets 95%
Math	260	237	91.2%	23	100.0%	Meets 95%
Science	88	81	92.0%	7	100.0%	Meets 95%

Insufficient State Data:

No reportable achievement
and growth data.

2022 Preliminary Transitional Performance Framework

9624: Willow Creek Elementary School | 0130: Cherry Creek 5

Elementary School - (1-Year)

ACADEMIC ACHIEVEMENT

Subject	Student Group	Count	Participation Rate	Mean Scale Score	Percentile Rank	Pts Earned/Eligible	Rating
CMAS - English Language Arts	All Students	229	90.0%	757.6	87	8.00/8	Exceeds
	Previously Identified for READ Plan	n < 16	-	-	-	0.00/0	-
	English Learners	21	91.7%	756.0	85	1.00/1	Exceeds
	Free/Reduced-Price Lunch Eligible	n < 16	-	-	-	0.00/0	-
	Minority Students	73	92.6%	761.7	92	1.00/1	Exceeds
	Students with Disabilities	27	65.9%	731.1	31	0.50/1	Approaching
CMAS - Math	All Students	232	91.2%	756.2	91	8.00/8	Exceeds
	English Learners	21	91.7%	760.3	95	1.00/1	Exceeds
	Free/Reduced-Price Lunch Eligible	n < 16	-	-	-	0.00/0	-
	Minority Students	73	92.6%	759.3	93	1.00/1	Exceeds
	Students with Disabilities	29	70.7%	729.1	36	0.50/1	Approaching
TOTAL	TOTAL	*	*	*	*	21.00/22	Exceeds